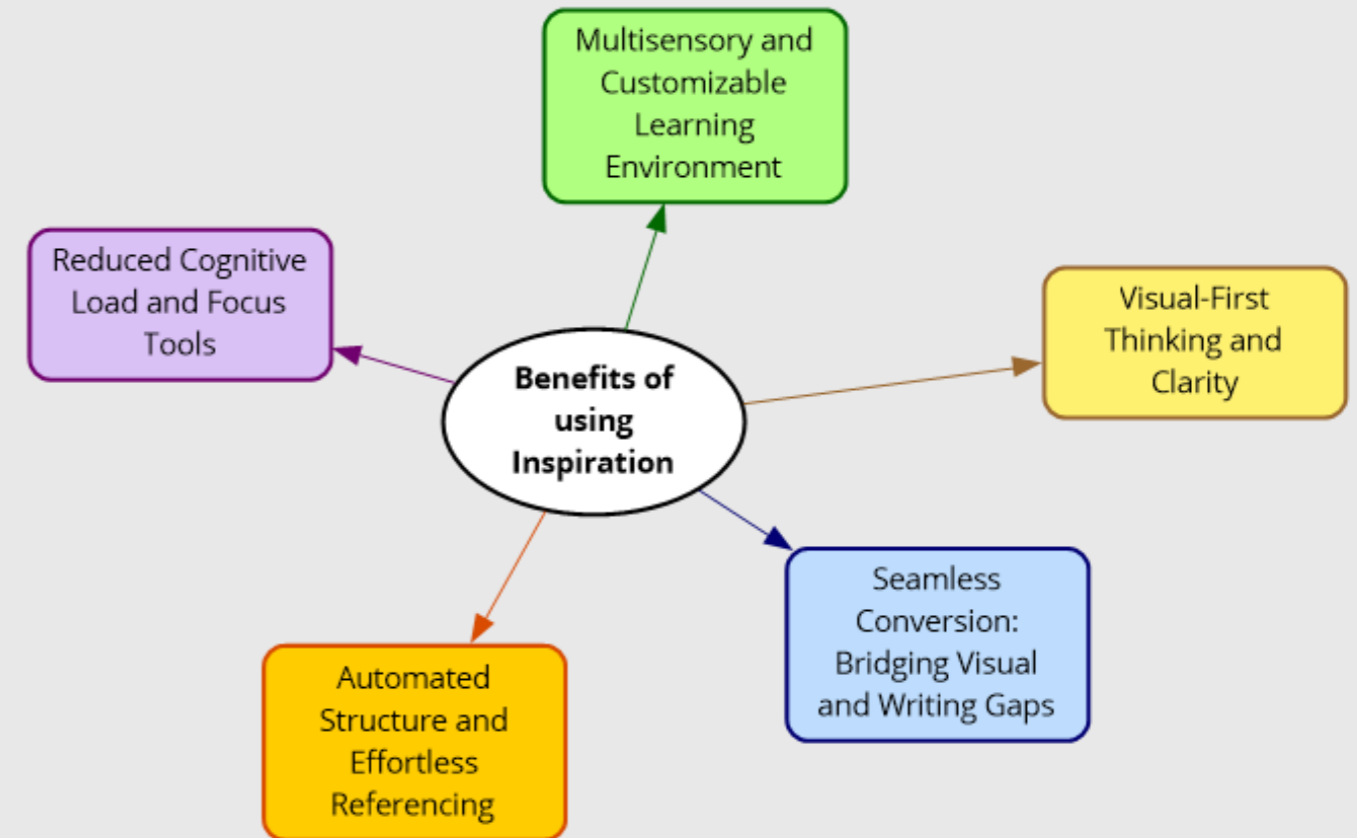


# A Feature Tour of Inspiration 12

What sets Inspiration 12 apart: core features explained



Harnessing the power of visual thinking, Inspiration makes your ideas visible by turning abstract thoughts into structured visuals. Through proven techniques like concept mapping, mind mapping, diagramming and outlining, Inspiration helps you externalize your thinking and bring immediate clarity to complex ideas.

This document highlights unique differentiators of Inspiration, detailing the core features that integrate diagramming, mind mapping, and powerful outlining features into one unified, non-linear workspace.

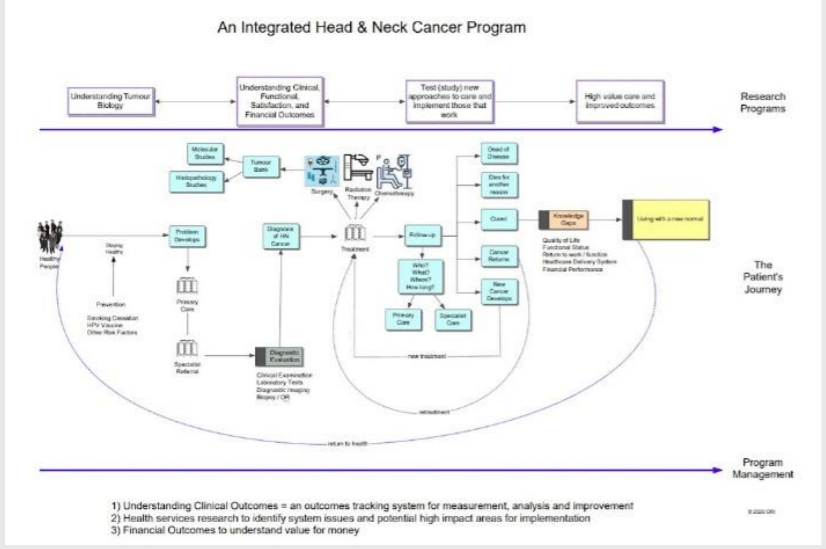
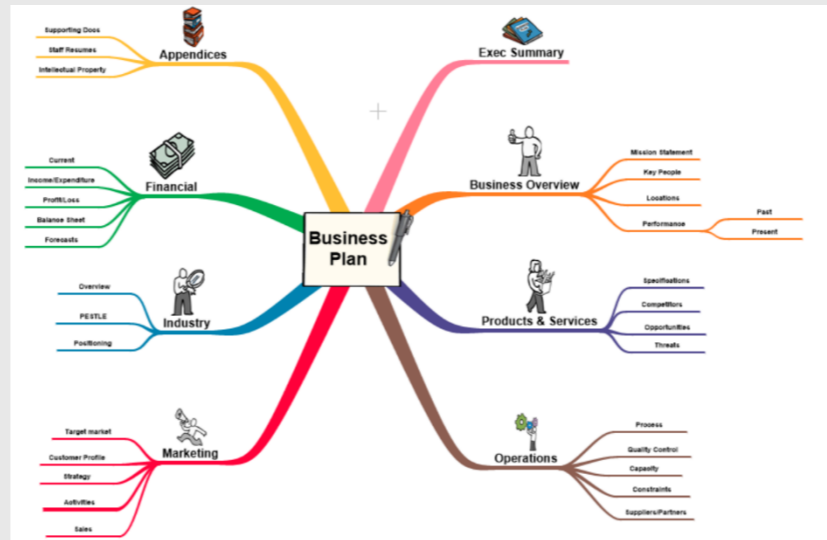
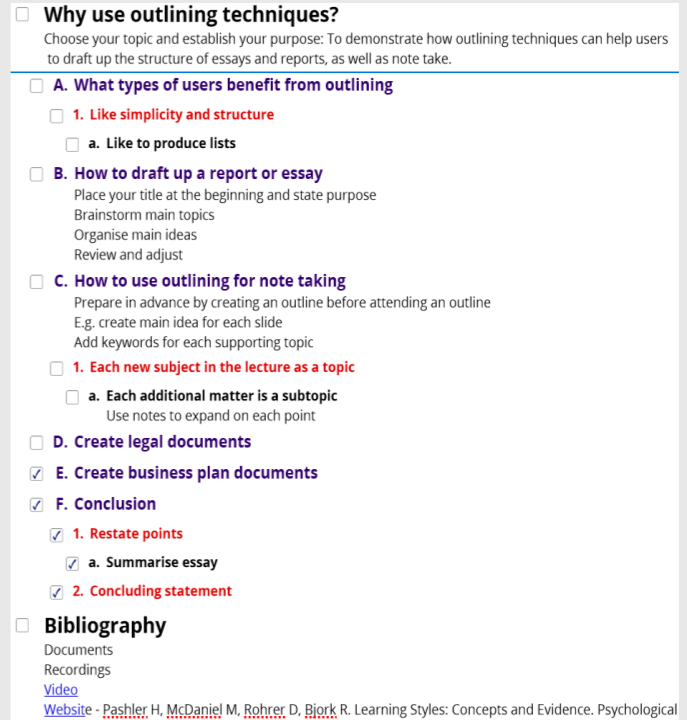
<p>💡 Core Visualization Power</p>	<p><b>Diagram View</b></p> <p><b>Ultimate Creative Control:</b> Go beyond simple pre-set models with a full-featured diagramming environment that gives users unparalleled, precise control over how you visualize, organize, and explore complex thoughts and ideas.</p> <p><b>Versatile Graphic Organizers:</b> Rapidly create any graphic organizer you need - from concept maps and flow charts to webs and mind maps, all in one intuitive tool.</p> 	<p><b>Mind Map View</b></p> <p><b>Focused Exploration Environment:</b> Access a dedicated environment designed for effortlessly exploring and expanding a topic, concept, or idea at a deeper level using classic mind mapping techniques.</p> <p><b>Rapid Topic Expansion:</b> Quickly grow and detail your ideas by adding unlimited branches and sub-branches as you explore each main idea and supporting topic to any depth required.</p> 	<p><b>Outline View Word Processor</b></p> <p><b>Instant Outline Generation:</b> Instantly transition from visual mapping to text creation. Inspiration automatically converts your entire diagram structure into a clean, hierarchical outline, providing a frictionless transition into the writing and drafting process.</p> 
<p>📐 Advanced Diagramming &amp; Comparison</p>	<p><b>Flexible Layout Modes: Work the way you think:</b></p> <p><b>Freestyle:</b> Place items exactly where you want them for complete creative freedom.</p> <p><b>Automated Arrangement:</b></p> <ul style="list-style-type: none"> <li>Instantly organize your visuals using pre-set layouts, including multiple styles of Tree, Web, and Split Tree diagrams, to effortlessly tidy and re-structure your work.</li> <li>Dynamically switch layouts to instantly shift your perspective and reveal new insights into your information's structure.</li> </ul> <p><b>Side-by-Side Comparison:</b> Inspiration allows you to produce and view multiple independent diagrams on the same page, enabling instant, easy comparison and synthesis of complex information.</p>	<p><b>Dynamic Repositioning:</b> Move beyond rigid mapping; this flexible hierarchical model allows you to individually reposition any branch to optimize the visual flow and structure of your ideas.</p>	<p><b>Seamless View Synchronization:</b> Instantly move between the Visual View (the single-page big picture summary of your thinking) and the Outline View (your detailed, linear writing structure). For ultimate context, if you ever lose your place while drafting, a single click instantly grounds you back in the Visual View, ensuring you never lose sight of your project's overall structure.</p>
<p>🔗 Organising Ideas with Robust Relationship Mapping</p>	<p><b>Precise Linkage:</b> Use the advanced Link Tool to accurately connect ideas and concepts, effectively explaining relationships; each symbol can have up to 32 linking points!</p> <p><b>Direction of Influence:</b> Clearly visualize causality by choosing directional arrows (in, out, or mutual) to show how ideas impact one another.</p> <p><b>Complex Modeling:</b> Effortlessly visualize intricate connections by creating one-to-many and many-to-many relationships, perfect for modeling complex systems and concepts.</p> <p><b>Relationship Labels:</b> Add clarity and depth by labeling connections, either free-typing or using the built-in Link Phrase Bank—to describe why ideas are connected.</p>	<p><b>Focused Radial Mapping:</b> Effortlessly visualize ideas around a single concept using a clean, hierarchical radial model that brings instant focus and organization to your key topics and supporting details using branches and subbranches to show the connections.</p> <p><b>Cross-Branch Dependency Mapping:</b> Utilize the Relate Tool to go beyond simple hierarchy and accurately illustrate complex dependencies by showing relationships between different sub-branches.</p> <p><b>Relationship Labels:</b> Add specific relationship labels to clearly explain how topics across different branches are interconnected.</p>	<p><b>Structured Linear Drafting:</b> The use of headings, subheadings, prefixes, and indentations help facilitate visual processing and streamline the drafting of polished text.</p>

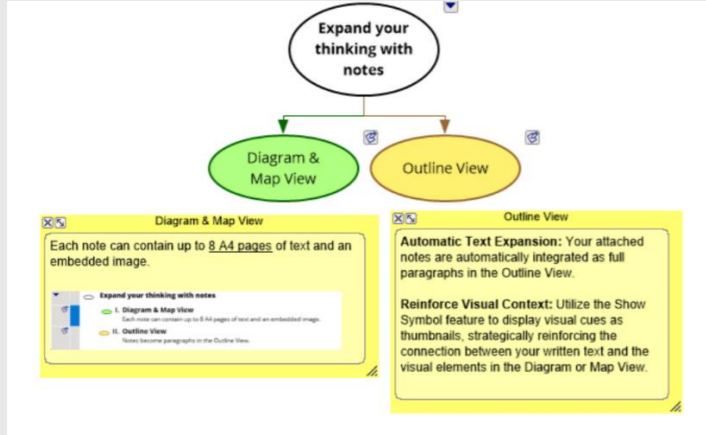
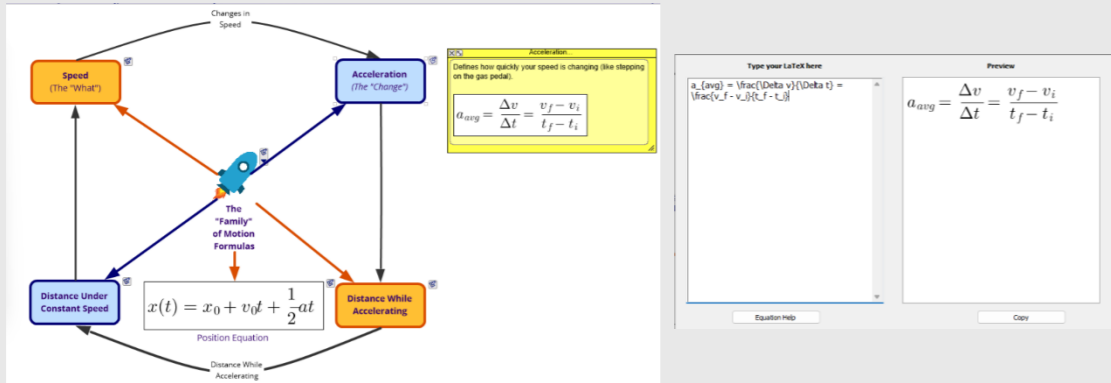
	Diagram View	Mind Map View	Outline Word Processor
🔥 Seamless Transition to Writing	<p><b>Expand your thinking with notes:</b> Seamlessly attach extensive rich-text notes to every symbol or branch—each capable of holding up to 8 A4 pages of text and multiple embedded images. For efficient comparison and drafting, you can effortlessly view and arrange multiple notes side-by-side on your screen, then instantly collapse them to maintain focus on your visual map.</p> 		<p><b>Instant Transcript Generation:</b> Labels from symbols and branches are automatically transformed into structured headings and subheadings, with attached notes seamlessly becoming paragraphs. This efficient process means you have instantly generated a structured written transcript for your report or assignment.</p> <p><b>Full Word Processing Power:</b> Beyond simple outlining, you can fully word process within this environment—adding topics, expanding them with detailed notes, and rearranging the order by dragging and dropping with complete control. With a capacity exceeding <b>100,000 words</b>, there are no limits to the scale of your writing projects.</p> <p><b>Standalone Outline Workspace:</b> Ideal for linear thinkers, this environment functions as a robust standalone outliner, utilizing headings, subheadings, and strategic indentations to facilitate visual processing and complete project organization without ever switching to the diagram.</p>
⚡ Instant Idea Capture	<p><b>Rapid Fire Ideation:</b> Initiate a continuous flow state with the Rapid Fire tool. Simply type each thought and press Enter to instantly capture and structure your ideas, allowing your thinking to build up quickly and seamlessly.</p> <p><b>Audio Note Integration:</b> Quickly and effortlessly capture fleeting ideas using integrated audio notes. Listen back instantly, providing a flexible way to review and later create more detailed, text-based notes when time allows.</p>		<p><b>Rapid Text Structuring:</b> Quickly capture main and supporting ideas using dedicated Add Topic and Sub-Topic buttons or keyboard shortcuts. This feature provides a clean, rapid, and structured text format, perfect for list lovers and linear thinkers.</p>
🎨 Enriched Meaning with Visual Cues	<p><b>Custom Visual Engagement:</b> Inspiration makes it effortless to add color, symbols, and images to your diagrams (simply drag and drop), which makes your content more memorable, engaging, and personalized. These visual elements convey additional information and provide instant categorization at a glance.</p> <p><b>Massive Symbol Library:</b> Access an extensive library of over 1,000 professional symbols and images. Utilize colour strategically to break down your map into distinct sections and quickly categorize information.</p> <p><b>Extend Your Visual Assets:</b> Easily import your own graphics and create custom symbol libraries, giving you the power to tailor the visuals precisely to your professional or educational needs. (Key Differentiator)</p> <p><b>Automated Styling with Themes:</b> Instantly apply visual consistency by using the Themes feature. This automatically adds complementary colors and styling as you build your diagram or mind map, ensuring a polished look without manual effort.</p>		<p><b>Cross-View Reinforcement:</b> Choose to display visual cues directly in the Outline, strategically reinforcing the link to the Diagram or Map View, thereby deepening understanding and making complex information easier to recall.</p>
🔄 Seamless Synchronization	<p><b>Real-Time Synchronization:</b> Changes made in one view are automatically updated in the other, ensuring your ideas remain perfectly in sync as you move back and forth between the visual and linear environments. Furthermore, clicking an element in one view and switching instantly takes you to the corresponding section in the other, guaranteeing you never lose context or waste time hunting for the right spot.</p>		
🌐 Complete Multimodal Workspace	<p><b>Rich Multimedia Integration:</b> Embed images, audio files, and video directly into your Inspiration document. This powerful capability allows you to <b>process, synthesize, and present information</b> using diverse media formats.</p>		
🚀 Instant Start with 150+ Templates	<p><b>Instant Ideation &amp; Organization:</b> Kickstart any project using 150+ fully adaptable starter templates specifically aligned for education, visual thinking techniques and professional work, providing immediate structure for your ideas.</p>		
📁 Centralized Resource Hub: Hyperlinking	<p><b>Instant Access to Sources:</b> Directly hyperlink to files and websites, ensuring you have instant, one-click access to all source material. This capability turns your document into a seamless, centralized reference point.</p>		

	Diagram View	Mind Map View	Outline Word Processor
🕒 Time-Saving Citations and Bibliography	<b>Accurate Source Tracking:</b> Attach citations directly to each topic or branch to meticulously track your research sources. Each citation can be hyperlinked to the original file or external website, ensuring complete reference integrity.		<b>Automated Bibliography Generation:</b> The Outline View instantly collects all integrated citations and automatically generates a professionally formatted, alphabetically sorted bibliography, saving significant time and ensuring accuracy in your final report.
∑ Precision for STEM: Integrated Equation Editor	<ul style="list-style-type: none"> <li>• <b>Perfectly Typeset Notations:</b> Seamlessly insert LaTeX-based math formulas directly into your notes or as symbols to ensure your technical notations are perfectly typeset every time.</li> <li>• <b>Visualizing Abstract Concepts:</b> Use the editor to accurately represent complex formulas within your visual maps, helping to break down intricate STEM topics into manageable, connected concepts.</li> </ul> 		
📅 Task Tracking and Progress Monitoring	<ul style="list-style-type: none"> <li>• <b>Integrated Checklist Feature:</b> Utilize the dedicated Checklist feature to easily keep track of progress. You can mark concepts as understood or tasks as completed directly in both the Visual and Outline Views.</li> <li>• <b>Real-Time Status Synchronization:</b> The status of your tasks or concepts is automatically synchronized across the Diagram/Map and Outline views, providing instant, real-time progress monitoring regardless of your working environment.</li> </ul>		
👂 Listen to Learn: Built-In Text-to-Speech	<ul style="list-style-type: none"> <li>• <b>Enhanced Accessibility and Proofing:</b> The built-in Text-to-Speech (TTS) feature reads your document content aloud, providing a powerful aid for accessibility.</li> <li>• <b>Boost Comprehension and Synthesis:</b> Hearing your notes and reports read back helps you synthesize complex information through an auditory channel and acts as an effective proofing tool to catch errors that the eye might miss.</li> </ul>		
📄 Versatile Export and Sharing	<b>Export your content to every popular format:</b> Word, PowerPoint, Google Docs, OneNote, popular graphic formats and HTML. For maximum customization, you have precise control over the elements included in the final Word document.		
🌟 Compelling Presentations, Zero Effort	<ul style="list-style-type: none"> <li>• <b>2-Click Slide Generation:</b> Transform your working diagram into a complete presentation deck in just two clicks, instantly applying your choice of professional layouts and themes.</li> <li>• <b>Automated Slide Structure:</b> Inspiration automatically creates a full presentation environment, including a dedicated title slide, content slides for each main topic, and automatically converts sub-topics into polished bullet points.</li> <li>• <b>Integrated Speaker Notes:</b> Attached notes are seamlessly transformed into speaker notes for each slide, ensuring your comprehensive research accompanies your visual presentation.</li> <li>• <b>Diagram Snapshots:</b> The software automatically captures high-quality snapshots of relevant diagram sections, allowing you to easily drop professional images directly into your corresponding slides.</li> <li>• <b>Flexible Delivery:</b> Create and deliver finished, polished slides directly from within Inspiration, or export as a fully editable PowerPoint file or PDF for maximum compatibility and sharing.</li> </ul>		
📁 Bring Your Files In	<b>Instant Visual Conversion:</b> Quickly convert existing linear content—including documents (Word, PowerPoint, Excel, Markdown) and AI chatbot answers—into an Inspiration diagram in just a few steps. This instantly allows you to process information in a creative, non-linear way, revealing key concepts and their connections visually.		
🔮 Beyond Built-In: Powering Your Workflow with <b>Leading AI</b>	<p>Working alongside Inspiration Flow, a free addon:</p> <ul style="list-style-type: none"> <li>• <b>Maximum Flexibility and Choice:</b> Instead of forcing you into a proprietary ecosystem, Inspiration works with the most powerful and popular AI chatbots on the market, including those authorized and approved by organizations for compliant use.</li> <li>• <b>Cutting-Edge Capabilities:</b> We ensure you always have access to the latest, most advanced large language models available. By focusing on integration, you benefit immediately from real-time advancements and sophisticated capabilities developed by leading technology firms.</li> <li>• <b>Organizational Compliance and Control:</b> This integration strategy ensures that you can utilize AI tools within the compliance framework defined by your organization, giving IT departments control over authorized services while maintaining data integrity within Inspiration's secure environment.</li> </ul>		

Windows platform only	
<p>Work Anywhere: Dedicated Local &amp; Offline Security</p>	<ul style="list-style-type: none"> <li>• <b>Uninterrupted Workflow, Anytime, Anywhere:</b> Because Inspiration 12 operates entirely on your device with no reliance on cloud infrastructure, you can continue working seamlessly, even without an internet connection. This guarantees full functionality and access whether you are traveling, in a classroom, or have unreliable service.</li> <li>• <b>Privacy and Control by Default:</b> Your creative work, research, and sensitive data are never automatically stored on external cloud servers. All files remain securely on your local hard drive, providing you with complete control and maximum data privacy by keeping your information private by design.</li> <li>• <b>Performance and Reliability:</b> Enjoy consistently fast performance without the delays or syncing issues associated with constant cloud communication. This dedicated local environment ensures stability and quick responsiveness for complex diagrams and large projects.</li> </ul>
<p>Sustainable, Perpetual Licensing Model</p>	<ul style="list-style-type: none"> <li>• <b>Long-Term Value and Predictable Cost:</b> Avoid the unpredictable expenses of subscription models. The perpetual licence provides ownership of the software, offering long-term financial stability and a sustainable pricing model where you buy once and use forever.</li> <li>• <b>Energy-Efficient Operation:</b> Because Inspiration 12 runs entirely on your local device rather than relying on constant, energy-intensive cloud processing, it requires significantly less power and bandwidth. This contributes to a more sustainable workflow by reducing your overall energy footprint.</li> </ul>

Exam Mode - Windows Devices Only	
<p>Secure Assessment: Exam Mode</p>	<ul style="list-style-type: none"> <li>• <b>High-Stakes Compliance:</b> Deploy Inspiration 12 in controlled assessment environments as a standard Word Processor access arrangement.</li> <li>• <b>Locked-Down Environment:</b> In this specialized mode, the Spell Checker and Word Guide are automatically disabled to meet strict examination board requirements.</li> <li>• <b>Customisable Accessibility:</b> Access to the built-in Text-to-Speech can be disabled if the specific exam candidate is not permitted to use auditory aids, ensuring full integrity of the assessment process.</li> <li>• <b>Bridging Planning and Drafting:</b> Candidates can use visual thinking to plan their answers before instantly transitioning to the Outline View to draft their final response within a secure environment.</li> <li>• <b>JCQ Compliant Export:</b> The final exam transcript is exported in a specialized, exam-compliant format that fully adheres to JCQ requirements.</li> </ul> <div style="display: flex; justify-content: space-around; margin-top: 10px;"> <div style="border: 1px solid #ccc; padding: 5px; width: 45%;"> <p><b>Exam Mode - For Invigilator</b></p> <p>Set 4-digit pin This will be required to disable Exam Mode.</p> <p>Disable text-to-speech while Exam Mode is on? <input checked="" type="checkbox"/></p> <p><input type="button" value="OK"/> <input type="button" value="Cancel"/></p> </div> <div style="border: 1px solid #ccc; padding: 5px; width: 45%;"> <p><b>Exam Mode - For Candidate</b></p> <p>Enter your details and click [OK] for them to appear as the main heading of your Inspiration document and a title page when exporting. Or, select [Close without details] for a blank document.</p> <p>Title* <input type="text" value="English Language Paper 1"/></p> <p>Exam Center Number <input type="text" value="12345"/></p> <p>Candidate Number <input type="text" value="678910"/></p> <p>Unit/Component Code <input type="text" value="Unit 1"/></p> <p>Enable AutoSave (recommended) <input checked="" type="checkbox"/></p> <p><input type="button" value="OK"/> <input type="button" value="Close without details"/></p> </div> </div>

## Our Product Offerings

	Inspiration 11	Inspiration RD (Inspiration 11 delivered through a web browser)
Operating System	For Microsoft Windows Devices	<ul style="list-style-type: none"> <li>• <b>Online app:</b> Chrome or Edge browser recommended</li> <li>• For Mac, Chromebooks, Linux and Windows devices</li> </ul>
Installed Application	✓	✗
Online Application	✗	✓
Offline Use (does not require internet)	✓	✗
Licensing	<ul style="list-style-type: none"> <li>• Perpetual License &amp; Subscription plans</li> <li>• Single, Volume License Agreement and Site License Agreements</li> </ul>	<ul style="list-style-type: none"> <li>• Subscription Plan</li> <li>• Single User and Volume License Agreements</li> </ul>
Recommended for use with Dragon Professional	✓ Optional paid add-on: Dragon Command Pack which contains 200+ custom commands	✗
Exam Mode	✓	✗

## What's New in Inspiration 12

Inspiration 12 introduces a suite of powerful updates designed to enhance technical precision, improve exam security, and streamline the transition from visual planning to professional output.

**Σ Integrated Equation Editor:** Seamlessly insert LaTeX-based math formulas into notes or as symbols. This STEM-focused tool ensures technical notations are perfectly typeset every time.

**📄 Enhanced Note Capabilities:** You can now add structured lists and embed multiple images within a single note. With each note supporting up to 8 A4 pages, you have more room for detailed research and visual context.

**📁 Peace of Mind with Auto Save:** Never lose a moment of inspiration. The new Auto Save feature automatically preserves your work at regular intervals, ensuring your data is protected against unexpected interruptions.

**⚖️ Advanced Exam Mode:** Significant improvements for high-stakes assessments, including a specialized export format that complies with JCQ requirements. It provides a locked-down environment while maintaining essential access arrangements for students.

**✦ Refined Presentation Logic:** Improvements for formatting when creating slides ensure that the transition from diagram to deck is smoother than ever, with better layout retention and visual consistency.

**🎨 Font Format Protection:** The updated theme engine allows you to apply professional styling instantly while protecting your specific font formatting, ensuring your documents remain polished and readable across all views.

Inspiration 12 remains the ultimate tool for visual thinking, bridging the gap between creative ideation and structured, professional and academic writing.